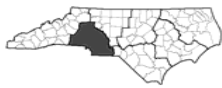

















# Exhibit 1: A Snapshot of Information on the Economic Development Organizations in North Carolina

North Carolina Economic Development Organizations	Date Est.	Distinctive Features	2006-07 State Funds	% State Funds Past 5 Years	Staff	Board Members		Total NC Counties	Rural Counties	Urban Counties	% Rural	
						State Appointed	Local/Reg					
<b>Partnerships Established Prior to 1993</b>												
Charlotte Regional Partnership		1991	Contains a strong film component, sends weekly memos on regional matters to supporters, and includes four counties in South Carolina.	\$ 686,618		17	6	17	12	7	5	58%
Piedmont Triad Partnership		1991	Received a national four-year, \$15 million Workforce Innovation in Regional Economic Development (WIRED) grant to transform its regional economy.	828,127		18*		6	12	8	4	67%
Research Triangle Regional Partnership		1990	Includes the World Trade Center North Carolina, a business-led and funded program that promotes the region's global competitiveness.	691,623		7		33	13	10	3	77%
			Subtotal	\$ 2,206,368					37	25	12	68%
<b>Commissions Established by Statute</b>												
AdvantageWest		1993	Includes the Blue Ridge Advanced Manufacturing Initiative Food Ventures, Entrepreneurial Council, WNC Film Commission, and MountainSouth USA.	\$1,674,910		12	19		23	22	1	96%
Eastern		1993	Includes the Military Growth Task Force established to plan for the impact of a 11,477 increase in force strength of Marine Corps in North Carolina.	780,632		10**	6	13	13	13	0	100%
Northeast		1993	Has a long-term hub and spoke marketing initiative with four cities designated as hubs for tourists to see and experience the region.	1,300,888		5	19		16	16	0	100%
Southeast		1993	Creates an annual Regional Data Book to provide information about southeast North Carolina as their regional economic development marketing organization.	812,202		6	15		11	9	2	82%
			Subtotal	\$4,568,632					63	60	3	95%
			All Regions	\$6,775,000					100	85	15	85%
<b>Other Economic Development Agencies</b>												
Department of Commerce			Executive branch agency directly involved with building the foundation for economic development in North Carolina.	\$73,095,748		389***						
Economic Development Board			Appointed Board statutorily charged to provide economic and community development planning for the state.									
Counties/ Municipalities			Local governments vary in the amount of staff dedicated to economic development.									
<p>* Piedmont Triad Partnership added nine positions with the WIRED grant.</p> <p>** North Carolina's Eastern Region added three positions with the Military Growth Task Force, through a grant from the US Department of Defense.</p> <p>*** Total full-time equivalent positions as of April 2008.</p>												

Source: Program Evaluation Division based on data from the partnerships and commissions, DOC, and Fiscal Research Division.